

**SUNDAY - MAY 7TH 2023**

8AM START TIME

NRCHA/GCCHA PATTERN 10

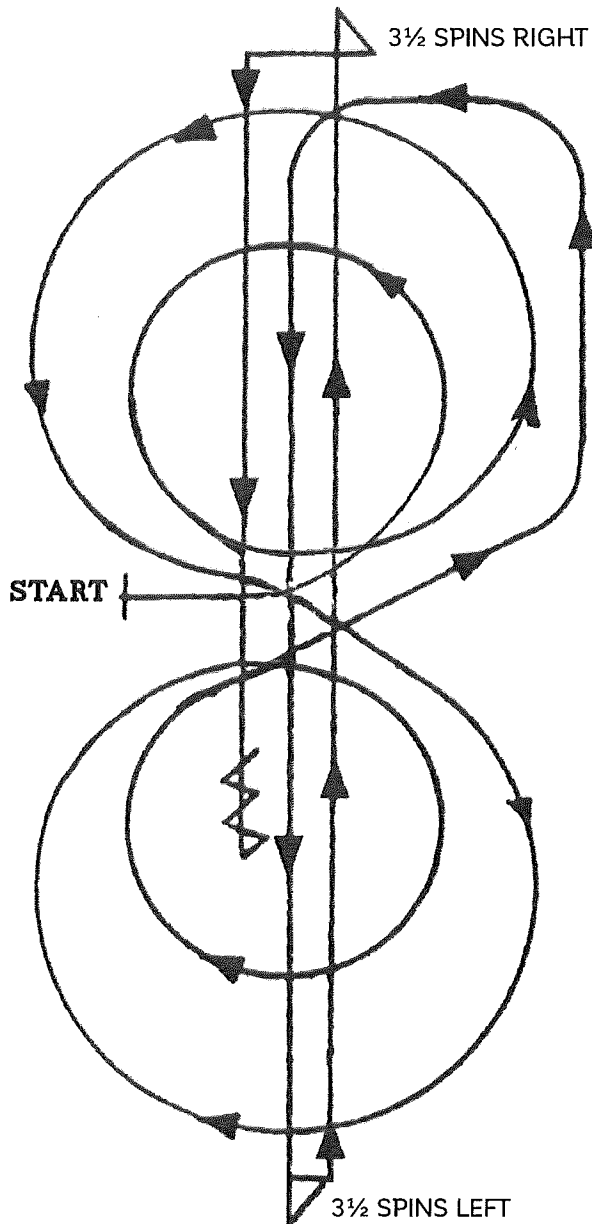
RR PATTERN 10 REINING PATTERN 12

RUNNING CONCURRENT	CLASS CODE	CLASS	ADD BACK \$	JACKPOT	ENTRY FEE
	HJJP	HERDWORK JACKPOT (OPEN TO ALL RIDERS)		50	150
	HJ	Herdwork/Cutting Paid Practice (open to all riders)			100
1	GRRO	GCCHA RANCH RIDING OPEN	15		60
2	GRRR	GCCHA RANCH RIDING AMATEUR	15		60
3	GRRG	GCCHA RANCH RIDING GREEN			50
4	GRRY	GCCHA RANCH RIDING YOUTH	15		50
5	OTR	NRCHA OPEN 2 REIN	50	30	130
6	NPTR	NRCHA NON PRO 2 REIN	50	30	130
7	OB	NRCHA OPEN BRIDLE	250	70	170
	LOB	NRCHA LIMITED OPEN BRIDLE	50	30	130
8	NPB	NRCHA NON PRO BRIDLE	100	55	155
	INPB	NRCHA INTERMEDIATE NON PRO BRIDLE		20	120
	LNPB	NRCHA LIMITED NON PRO BRIDLE		20	120
9	OH	NRCHA OPEN HACKAMORE	250	70	170
	LOH	NRCHA LIMITED OPEN HACKAMORE	50	30	130
10	NPH	NRCHA NON PRO HACKAMORE	50	30	130
11	YCH	NRCHA YOUTH COW HORSE		15	75
	YCH13	NRCHA YOUTH COW HORSE 13 AND UNDER		15	28
11A		FLORIDA HIGH SCHOOL RODEO REINED COW HORSE	pattern 12		
		30 MINUTE BREAK			
12	BD	NRCHA BOX DRIVE	15	20	120
13	YBX	NRCHA YOUTH BOX		25	75
	YBX13	NRCHA YOUTH BOXING 13 AND UNDER		15	28
14	NPBX	NRCHA NON PRO BOXING	100	55	155
	INPBX	NRCHA INTERMEDIATE NON PRO BOXING	50	30	130
	GSNPL	GCCHA SELECT NON PRO LIMITED		15	55
15	LNPBX	NRCHA LIMITED NON PRO BOXING	15	20	120
16	GY	GCCHA GREEN YOUTH			75
17	G1	GCCHA GREEN 1			75
18	G2	GCCHA GREEN 2			75
19	RCHO	GCCHA RANCH COW HORSE OPEN		25	120
20	RCHNP	GCCHA RANCH COW HORSE NON PRO		25	120
21	RCHY	GCCHA RANCH COW HORSE YOUTH		15	75
22	RHBO	GCCHA RANCH HORSE BOXING OPEN		25	120
23	RHBNP	GCCHA RANCH HORSE BOXING NON PRO		25	120
24	RHBY	GCCHA RANCH HORSE BOXING YOUTH		15	75
25	SUBO	GCCHA STEP UP BOXING OPEN-COW ONLY		15	85
26	SUBA	GCCHA STEP UP BOXING AMATEUR-COW ONLY		15	85
27	SUBY	GCCHA STEP UP BOXING YOUTH -COW ONLY		15	75
28	BOXO	GCCHA BOXING OPEN - COW ONLY		15	85
29	BOXA	GCCHA BOXING AMATEUR - COW ONLY		15	85
30	BOXG	GCCHA BOXING GREEN - COW ONLY			75
31	BOXY	GCCHA BOXING YOUTH- COW ONLY		15	75
32	GOR	GCCHA REINING		15	75

THANK YOU - HAVE A SAFE TRIP HOME!!!!

# NRCHA ★ PATTERN 10

NATIONAL REINER COW HORSE ASSOCIATION



Trot to center of arena, stop. Start pattern facing toward the judge.

1. Beginning on the left lead, complete 2 circles to the left. The first circle small and slow, the second circle large and fast. Change leads at the center of arena.
2. Complete 2 circles to the right. The first circle large and fast, the second circle small and slow. Change leads at the center of arena.
3. Continue around end of arena without breaking gait or changing leads, run down center of arena past end marker, and execute a square sliding stop.
4. Complete 3 1/2 spins to the left.
5. Run down center of arena past end marker, and execute a square sliding stop.
6. Complete 3 1/2 spins to the right.
7. Run down center of arena past center marker, and execute a square sliding stop.
8. Back up at least 10 feet. Hesitate to complete pattern.

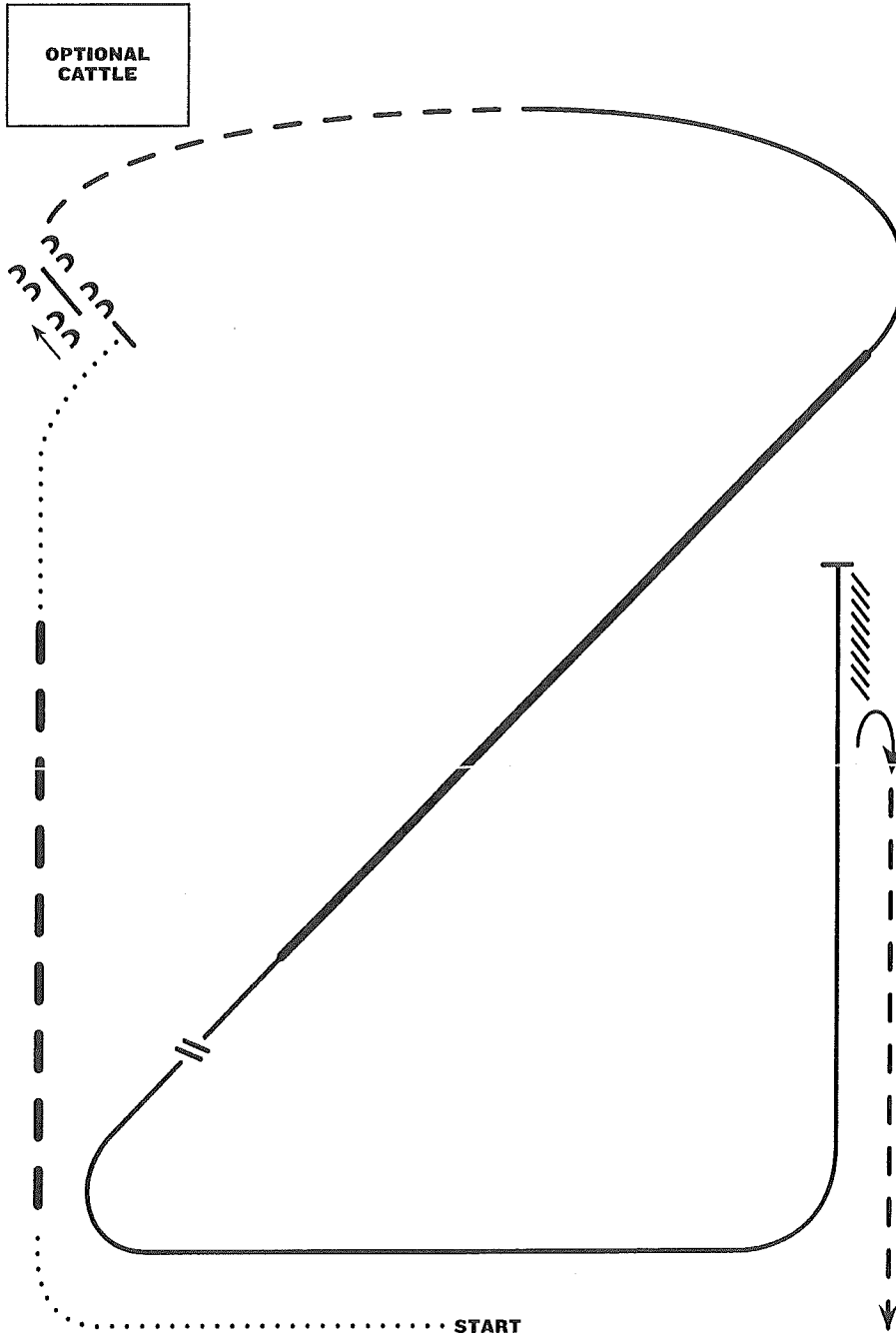
\*This pattern may be used as a lope in pattern. Please refer to rule 20.6.

5/7/23

# RANCH RIDING - PATTERN 10

## LEGEND

- ..... Walk
- ... Extended Walk
- - - Trot
- - - Extended Trot
- Lope
- Extended Lope
- //// Back
- // Lead Change

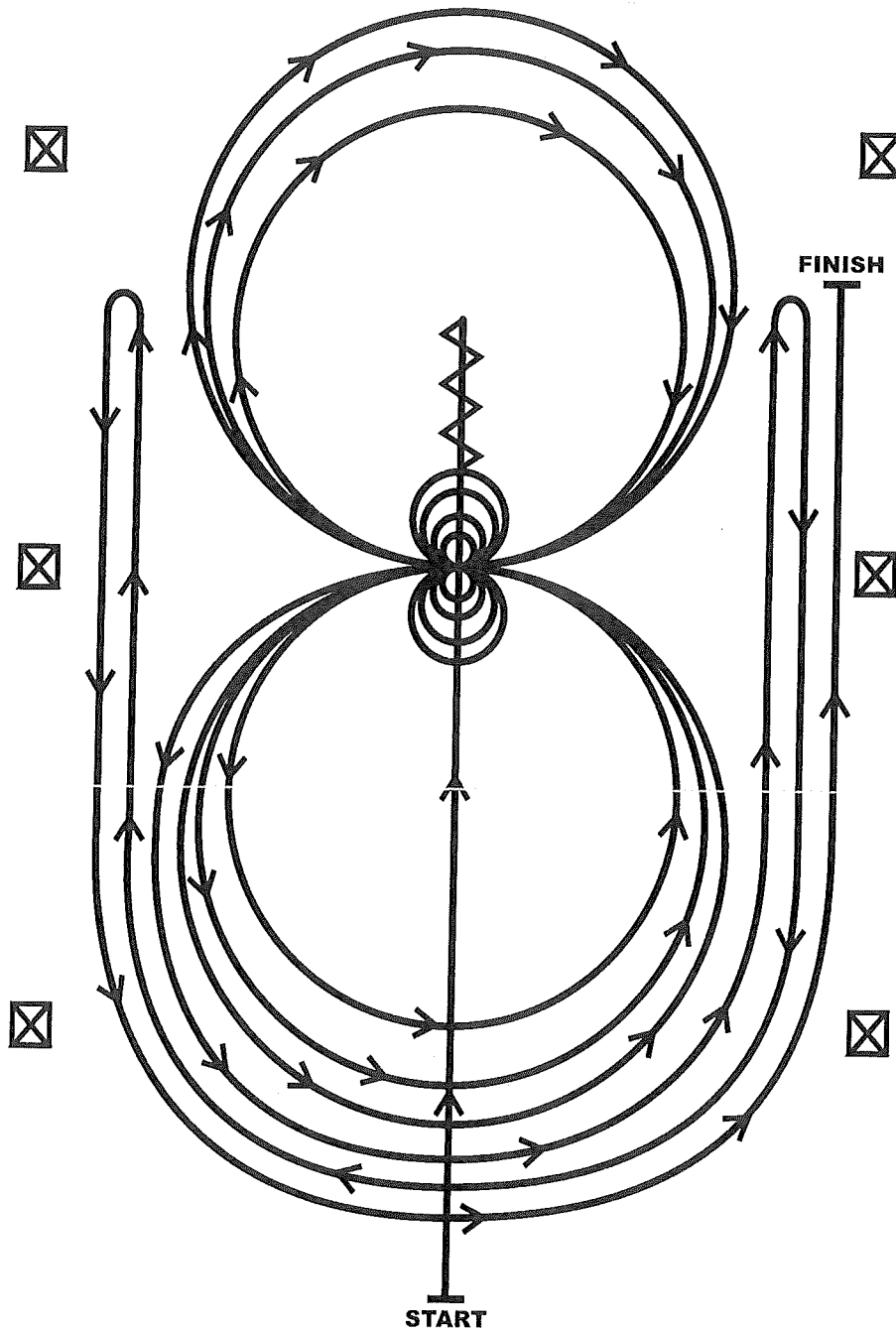


1. Walk
2. Extended trot
3. Walk
4. Stop, side pass left over log
5. Trot
6. Lope right lead
7. Extended lope right lead
8. Collect lope and change leads (simple or flying)
9. Lope left lead
10. Stop and back
11. 1/2 turn right
12. Trot

Note: The drawn description of this pattern is only intended for the general depiction of the pattern. Exhibitors should utilize the arena space to best exhibit their horses.

5/7/23

# REINING PATTERN 12



1. Run past the center marker and do a sliding stop. Back up to the center of the arena or at least 10 feet (3 meters). Hesitate.
2. Complete four spins to the right. Hesitate.
3. Complete four and one-quarter spins to the left so that the horse is facing the left wall or fence. Hesitate.
4. Beginning on the left lead, complete three circles to the left: the first two circles large and fast; the third circle small and slow. Change leads at the center of the arena.
5. Complete three circles to the right: the first two circles large and fast; the third circle small and slow. Change leads at the center for the arena.
6. Begin a large circle to the left but do not close this circle. Run up the right side of the arena past the center marker and do a right rollback at least 20 feet (6 meters) from the wall or fence-no hesitation.
7. Continue back around previous circle but do not close this circle. Run up the left side of the arena and past the center marker and do a left rollback at least 20 feet (6 meters) from the wall or fence-no hesitation.
8. Continue back around previous circle but do not close this circle. Run up the right side of the arena past the center marker and do a sliding stop at least 20 feet (6 meters) from the wall or fence. Hesitate to demonstrate completion of pattern.

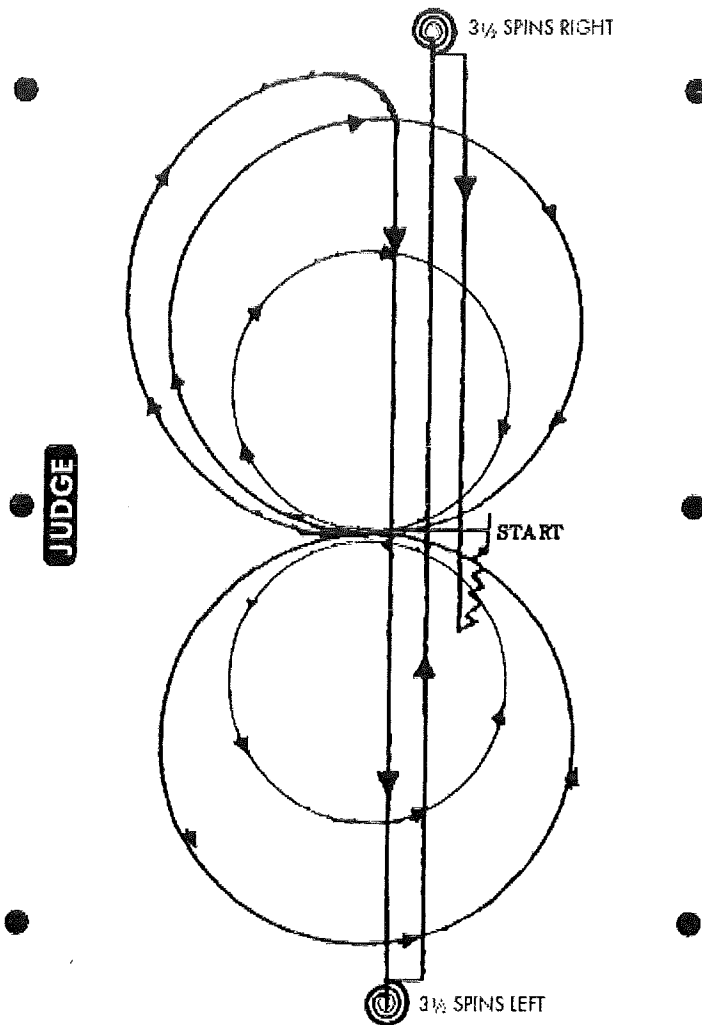


# NHSRA Pattern 3

NRCHA Pattern 12

5/7/23

**NHSRA**



Trot to center of arena, stop. Start pattern facing towards judge.

1. Beginning on the right lead complete 2 circles to the right, the first circle large and fast, and the second circle small and slow. Change leads at the center of the arena.
2. Complete 2 circles to the left, the first circle large and fast, and the second circle small and slow. Change leads at the center of the arena
3. Continue around end of arena without breaking gait or changing leads, run down center of the arena past the end marker, execute a square sliding stop.
4. Complete 3 1/2 spins to the left.
5. Run down center of arena past end marker, execute a square sliding stop.
6. Complete 3 1/2 spins to the right.
7. Run down center of arena past center marker, execute a square sliding stop. Back at least 10 feet. Hesitate to complete pattern.

\*This pattern may be used as a lope in pattern.\*

*Modifications to official pattern(s) must be posted one hour prior to the start of the reined cow horse event.*