

Gulf Coast Cow Horse Association  
**SATURDAY - MAY 6TH 2023 SHOWBILL**

Judge: Denis Sigler  
 8AM START TIME

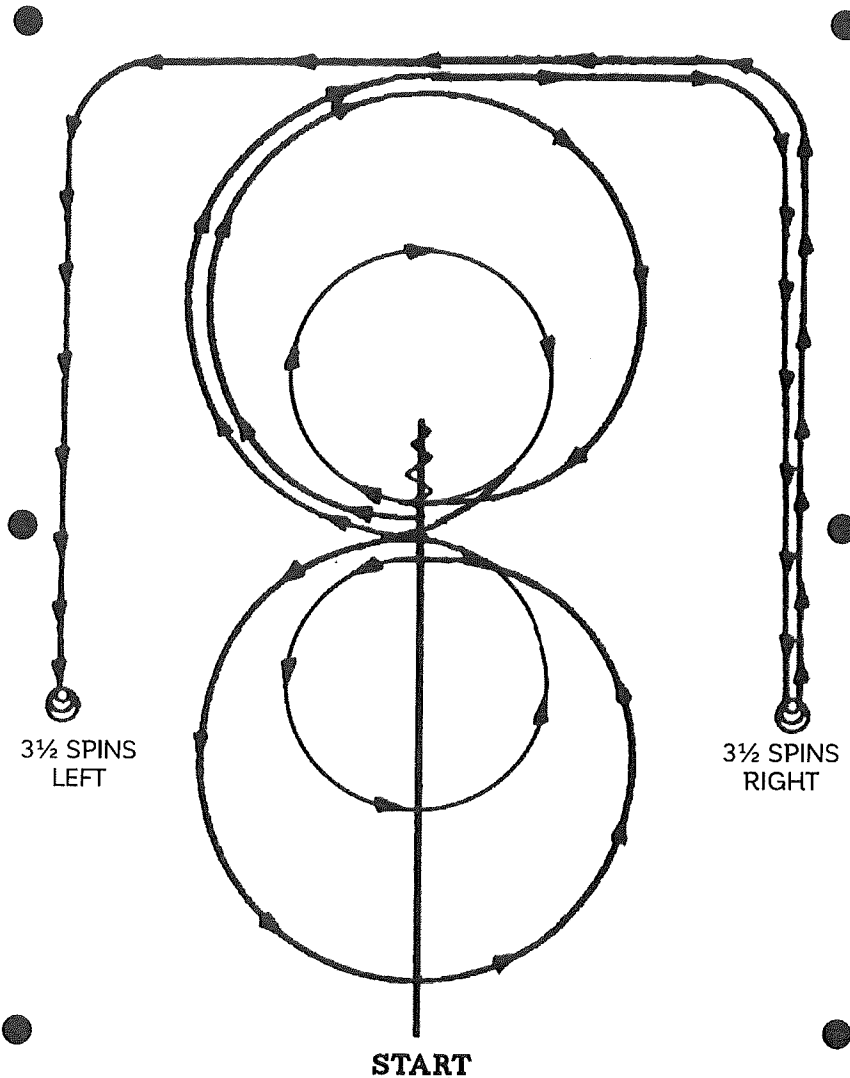
NRCHA/GCCHA PATTERN 1  
 RR PATTERN 8 REINING PATTERN 5

RUNNING CONCURRENT	CLASS CODE	CLASS	ADD BACK \$	ENTRY FEE
	HJJP	HERDWORK JACKPOT (open to all riders)	50 (jackpot)	150
	HJ	Herdwork/Cutting Paid Practice (open to all riders)		100
1	GRRO	GCCHA RANCH RIDING OPEN	15	60
	ASRRO	AQHA OPEN SENIOR RANCH RIDING 143200	0	62
	AJRRO	AQHA OPEN JUNIOR RANCH RIDING 143100		62
2	GRRR	GCCHA RANCH RIDING AMATEUR	15	60
	AARR	AQHA AMATEUR RANCH RIDING 243000		62
	ASRR	AQHA SELECT RANCH RIDING 243800		62
3	GRRG	GCCHA RANCH RIDING GREEN	0	50
4	GRRY	GCCHA RANCH RIDING YOUTH	15	50
	AYRR	AQHA YOUTH RANCH RIDING 443000		62
5	AWRRO	AQHA OPEN WORKING WESTERN RAIL 1170000		62
6	AWWRA	AQHA AMATEUR WORKING WESTERN RAIL 4170000		62
7	AWWRY	AQHA YOUTH WORKING WESTERN RAIL 4170000		62
8	OTR	NRCHA OPEN 2 REIN	20	120
9	NPTR	NRCHA NON PRO 2 REIN	20	120
10	OB	NRCHA OPEN BRIDLE	20	120
	ASCHO	AQHA OPEN SENIOR WORKING COW HORSE 116200		122
	LOB	NRCHA LIMITED OPEN BRIDLE	20	120
11	NPB	NRCHA NON PRO BRIDLE	20	120
	INPB	NRCHA INTERMEDIATE NON PRO BRIDLE	20	120
	LNPB	NRCHA LIMITED NON PRO BRIDLE	20	120
12	AACH	AQHA AMATEUR WORKING COW HORSE 216000	0	122
12B	ASCH	AQHA SELECT WORKING COW HORSE 216800	0	122
13	OH	NRCHA OPEN HACKAMORE	20	120
	AJCHO	AQHA OPEN JUNIOR WORKING COW HORSE 116100		122
	LOH	NRCHA LIMITED OPEN HACKAMORE	20	120
14	NPH	NRCHA NON PRO HACKAMORE	20	120
15	YCH	NRCHA YOUTH COW HORSE	15	75
	AYCH	AQHA YOUTH WORKING COW HORSE 416000		122
	YCH13	NRCHA YOUTH COW HORSE 13 AND UNDER		28
16		FLORIDA HIGH SCHOOL RODEO REINED COW HORSE	pattern 11 - trot to ctr	
		30 MINUTE LUNCH BREAK		
17	BD	NRCHA BOX DRIVE	20	120
18	YBX	NRCHA YOUTH BOX	15	75
	YBX13	NRCHA YOUTH BOXING 13 AND UNDER		28
	AYB	AQHA YOUTH BOXING 417000		122
19	NPBX	NRCHA NON PRO BOXING	20	120
	AAB	AQHA AMATEUR BOXING 217000		122
	INPBX	NRCHA INTERMEDIATE NON PRO BOXING (5K)	20	120
	GSNPL	GCCHA SELECT NON PRO LIMITED	15	50
	ASB	AQHA SELECT BOXING 2178000		122
	LNPBX	NRCHA LIMITED NON PRO BOXING	20	120
20	GY	GCCHA GREEN YOUTH	0	75
21	G1	GCCHA GREEN 1	0	75
22	G2	GCCHA GREEN 2	0	75
23	RCHO	GCCHA RANCH COW HORSE OPEN	25	120
24	RCHNP	GCCHA RANCH COW HORSE NON PRO	25	120
25	RCHY	GCCHA RANCH COW HORSE YOUTH	15	75
26	RHBO	GCCHA RANCH HORSE BOXING OPEN	25	120
27	RHBNP	GCCHA RANCH HORSE BOXING NON PRO	25	120
28	RHBY	GCCHA RANCH HORSE BOXING YOUTH	15	75
29	SUBO	GCCHA STEP UP BOXING OPEN-COW ONLY	15	85
30	SUBA	GCCHA STEP UP BOXING AMATEUR-COW ONLY	15	85
31	SUBY	GCCHA STEP UP BOXING YOUTH -COW ONLY	15	75
32	BOXO	GCCHA BOXING OPEN - COW ONLY	15	85
33	BOXA	GCCHA BOXING AMATEUR - COW ONLY	15	85
34	BOXG	GCCHA BOXING GREEN - COW ONLY	0	75
35	BOXY	GCCHA BOXING YOUTH- COW ONLY	15	75
36		FLORIDA HIGH SCHOOL RODEO REINED COW HORSE (2nd go)	pattern # will be	posted at show
37	GOR	GCCHA REINING	15	75
	AGAR	AQHA AMATEUR REINING 234000		75
	AGSR	AQHA SELECT REINING 234800		75
	AGOR	AQHA OPEN REINING 134000		75

GOOD NIGHT! SEE YOU TOMORROW!!

# NRCHA ★ PATTERN 1

NATIONAL REINED COW HORSE ASSOCIATION



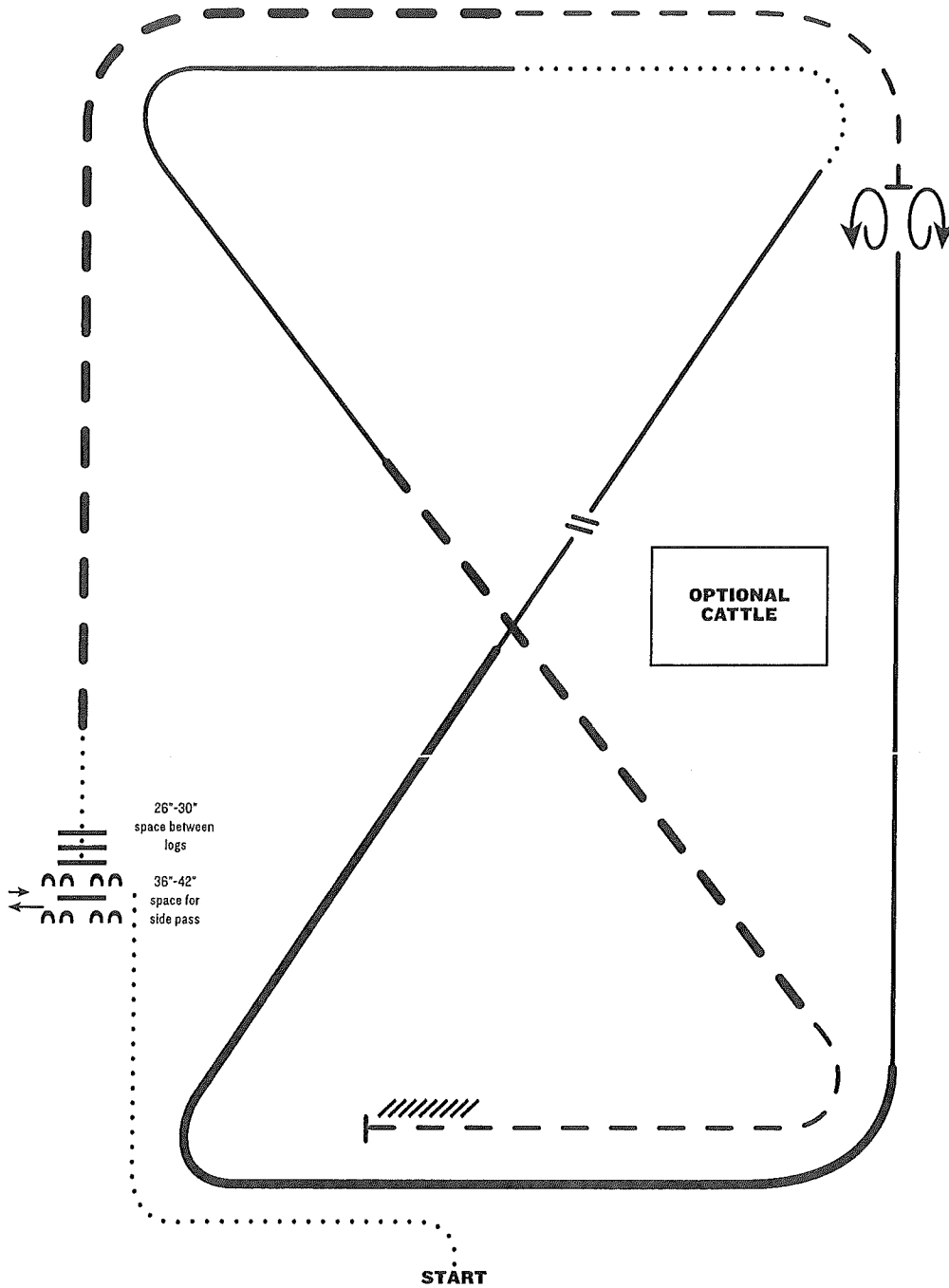
1. Start at end of arena. Run down middle past center marker to a sliding stop.
2. Back at least 10 feet to center. ¼ turn left.
3. Pickup right lead, large fast circle, small slow circle.
4. Change leads to left, large fast circle, small slow circle.
5. Change leads to right, do not close this circle.
6. Run around end of arena and down the side (approximately 20 feet from fence) past center marker and come to a sliding stop.
7. Complete 3½ spins to the right.
8. Continue back down side and end of arena to other side (approximately 20 feet from fence) go past center marker and come to a sliding stop.
9. Complete 3½ spins to the left. Hesitate to complete pattern.

5/16/23

# RANCH RIDING - PATTERN 8

## LEGEND

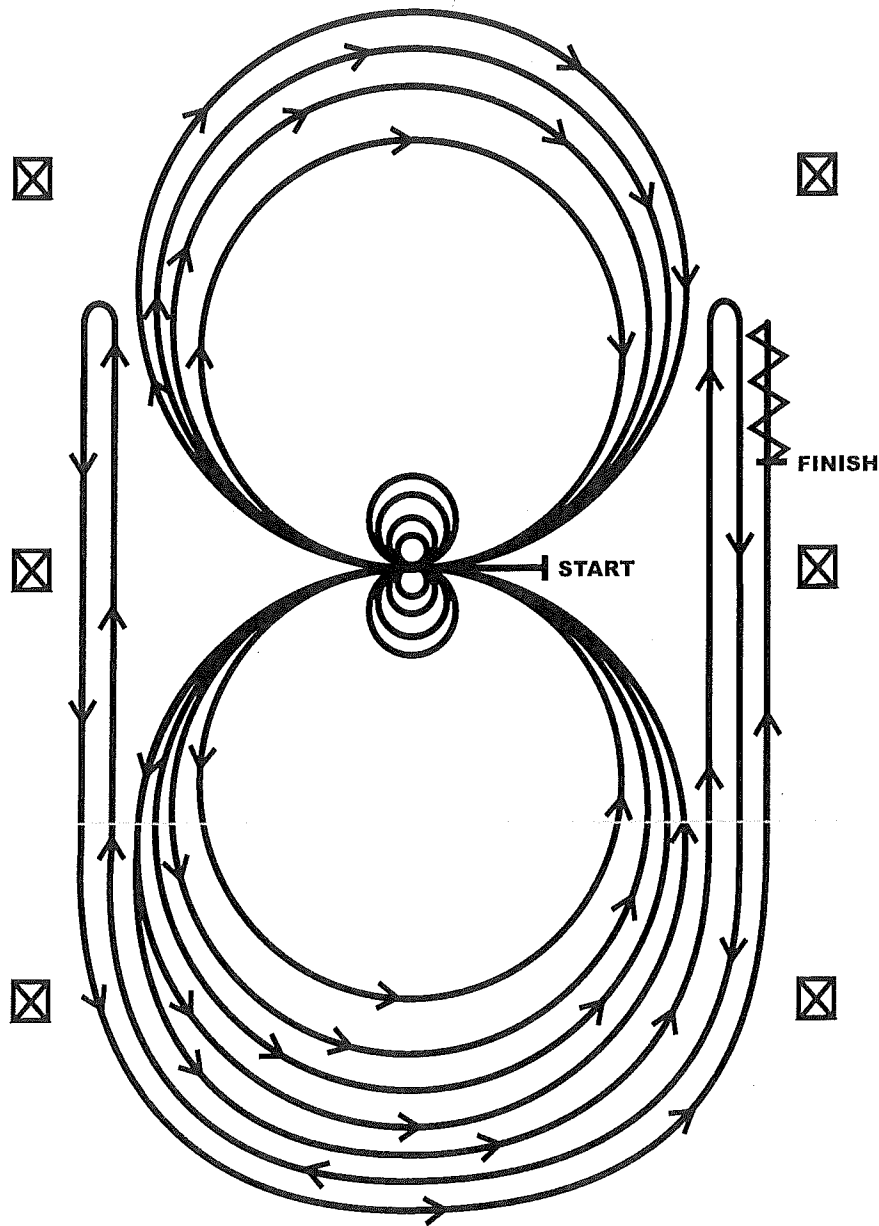
.....	Walk
.....	Extended Walk
- - - -	Trot
- - - -	Extended Trot
————	Lope
————	Extended Lope
//////	Back
\\	Lead Change



1. Walk
2. Side pass left across first log, side pass 1/2 way to right
3. Walk over logs
4. Extended trot
5. Trot
6. Stop, 360° turn each direction (either direction 1st) (L-R or R-L)
7. Lope right lead
8. Extended lope right lead
9. Collect lope, change leads (simple or flying), continue lope left lead
10. Walk
11. Lope left lead
12. Extended trot
13. Trot
14. Stop and back

Note: The drawn description of this pattern is only intended for the general depiction of the pattern. Exhibitors should utilize the arena space to best exhibit their horses.

## REINING PATTERN 5



Horses may walk or jog to the center of arena. Horses must walk or stop prior to starting pattern. Beginning at the center of the arena facing the left wall or fence.

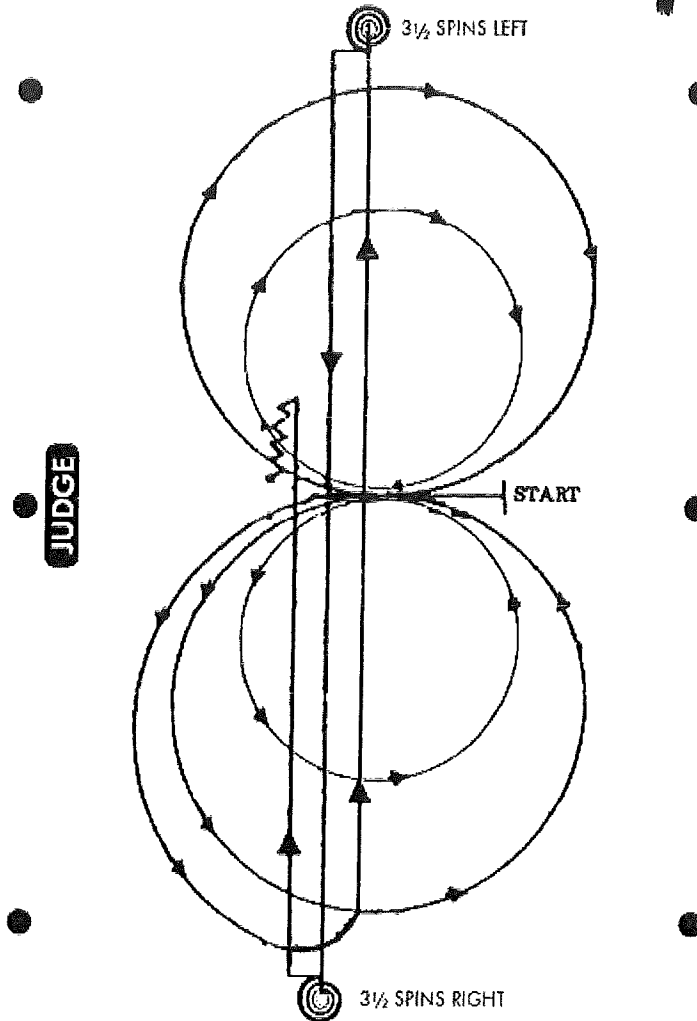
1. Beginning on the left lead, complete three circles to the left: the first two circles large and fast; the third circle small and slow. Stop at the center of the arena. Hesitate.
2. Complete four spins to the left. Hesitate.
3. Beginning on the right lead, complete three circles to the right: the first two circles large and fast; the third circle small and slow. Stop at the center of the arena. Hesitate.
4. Complete four spins to the right. Hesitate.
5. Beginning on the left lead, run a large fast circle to the left, change leads at the center of the arena, run a large fast circle to the right, and change leads at the center of the arena. (Figure 8)
6. Continue around previous circle to the left but do not close this circle. Run up the right side of the arena past the center marker and do a right rollback at least twenty feet (six meters) from the wall or fence—no hesitation.
7. Continue around previous circle but do not close this circle. Run up the left side of the arena past the center marker and do a left rollback at least twenty feet (six meters) from the wall or fence—no hesitation.
8. Continue back around previous circle but do not close this circle. Run up the right side of the arena past the center marker and do a sliding stop at least twenty feet (six meters) from the wall or fence. Back up at least ten feet (three meters). Hesitate to demonstrate completion of the pattern.



# NHSRA Pattern 2

## NRCHA Pattern 11

# NHSRA



- Trot to center of arena, stop. Start pattern facing towards judge.
1. Beginning on the left lead complete 2 circles to the left, the first circle large and fast, and the second circle small and slow. Change leads at the center of the arena.
  2. Complete 2 circles to the right, the first large and fast, the second small and slow. Change leads at the center of the arena.
  3. Continue around end of arena without breaking gait or changing leads, run down center of the arena past the end marked, execute a square sliding stop.
  4. Complete  $3\frac{1}{2}$  spins to the left.
  5. Run down center of arena past end marker, execute a square sliding stop.
  6. Complete  $3\frac{1}{2}$  spins to the right.
  7. Run down center of arena past center marker, execute a square sliding stop. Back at least 10 feet. Hesitate to complete pattern.
- \*This pattern may be used as a lope in pattern\*

*Modifications to official pattern(s) must be posted one hour prior to the start of the reined cow horse event.*